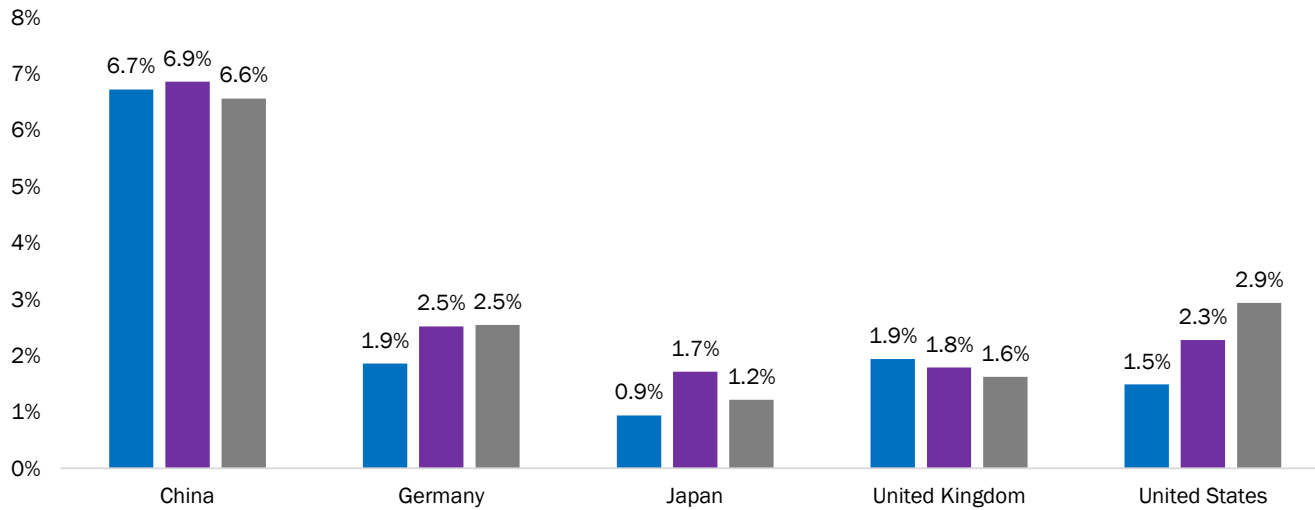


# Economic Outlook and Market Forecast

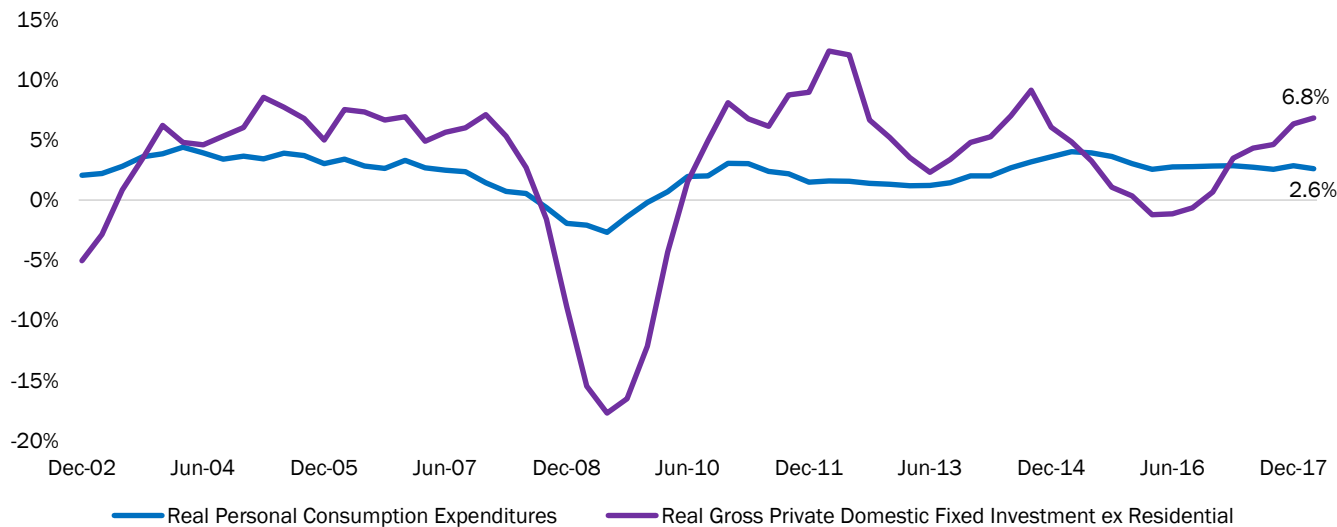
June 2018

# The Global Economic Backdrop

Real GDP Growth



U.S. Investment & Consumption Continue to Grow



Accelerating growth in the US should help offset the slowdown in Europe and Asia, allowing 2018 global GDP growth to improve over last year. Heightened trade tensions will introduce more risk to the 2019 global growth forecast.

Continued expansion of the aging economic growth cycle in the US will be heavily reliant on a meaningful increase in business capital investment, spurred by the recent tax reform and spending initiatives. Improved labor force productivity will be needed to mitigate the inflationary impact of the late cycle fiscal expansion.

# Developed Economies

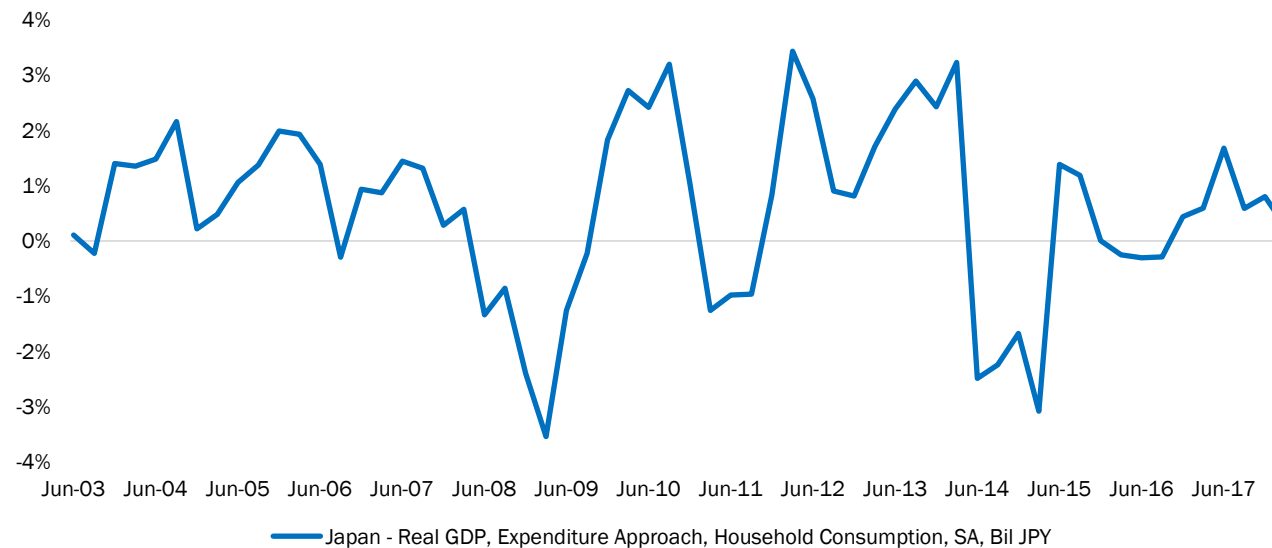
The Q1 slowdown in European growth has been blamed on weather, labor strikes, and even a particularly virulent flu strain, but simmering political dysfunction has also resurfaced in the UK, Italy, and Spain; a reminder of the difficulty in implementing the requisite structural reforms to allow Europe to grow to its full potential.

Stagnant wage growth, higher gasoline prices, and the impending sales tax will continue to constrain Japanese consumer spending as the economy attempts to rebound from a first quarter GDP contraction.

Business Survey, Economic Sentiment - European Union



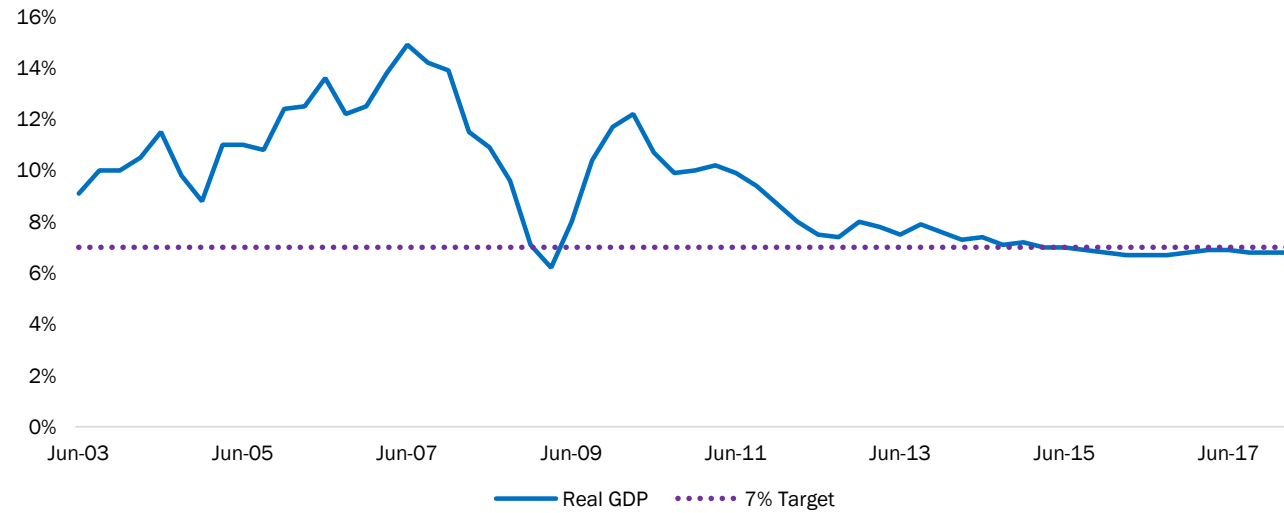
Japanese Consumer Spending



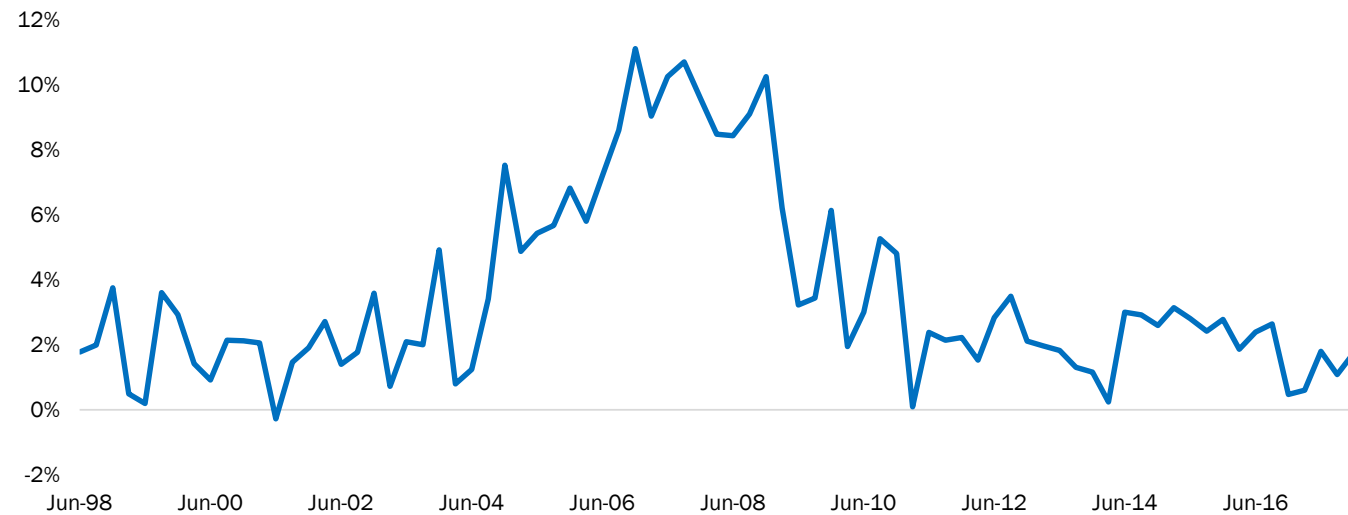
# Emerging Market Economies

Relaxation of some pollution controls and stronger global economic growth led by the US has allowed the Chinese government to better control the inevitable slowdown in economic growth. As the trade conflicts are clearly centered on China, continued protectionist volleys with the US will make it more difficult to avoid a harder economic landing.

Chinese Real GDP Growth



China- Current Account as a % of GDP



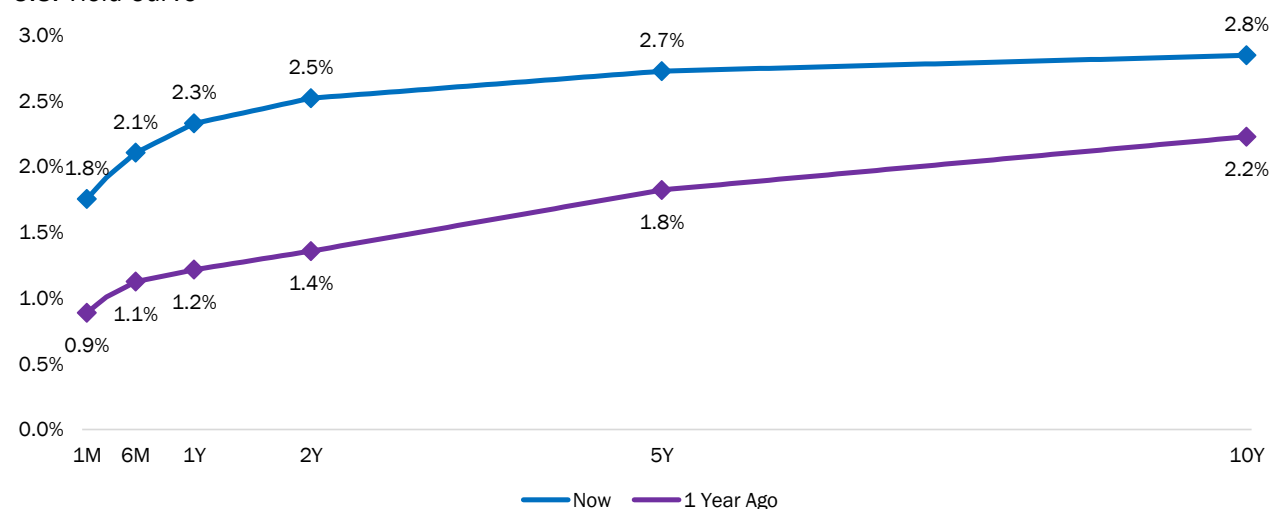
Source: Factset

# Monetary Policy

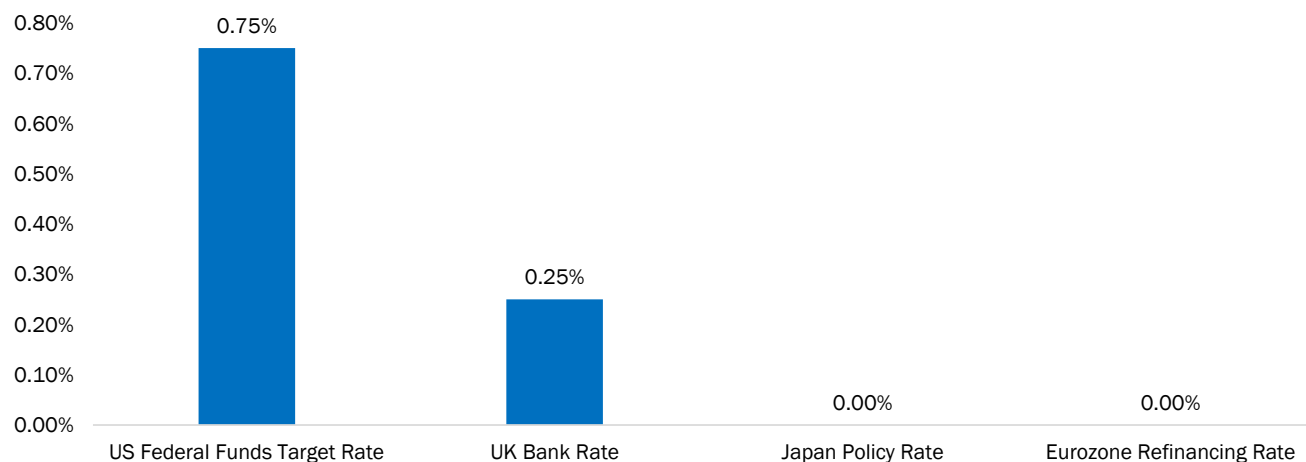
The buoyant US growth outlook suggests three more 25 basis point rate hikes this year by the Fed, although policymakers are paying close attention to the flattening yield curve. The absence of persistent inflationary pressures should allow the Fed to end the tightening cycle some time next year at a 3.0% fed funds rate.

The ECB would like to announce in June its plans to end its stimulus program by year-end. However, slower economic growth and core inflation well below its 2% target may delay the announcement until later in the summer, and may push back any talk about increasing rates until well into 2019.

U.S. Yield Curve



One Year Change in Policy Rates

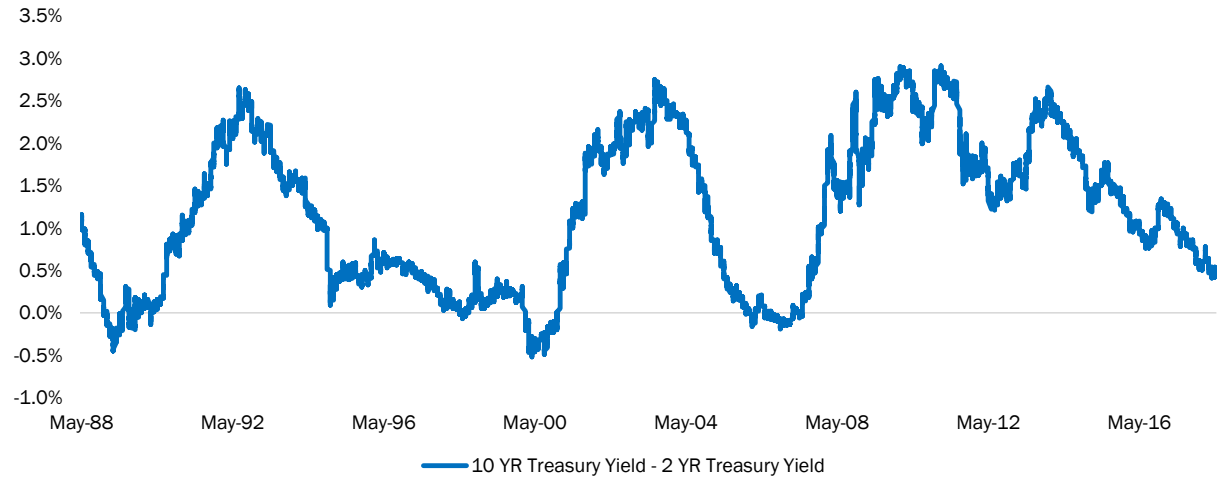


Source: Factset

# U.S. Fixed Income

The flattening yield curve in the US is causing some concern about the Fed being too aggressive in its tightening campaign, but the robust growth outlook and expectation of burgeoning wage pressures should cause rates to rise across the entire maturity spectrum in the coming months.

Yield Curve



Inflation Expectations



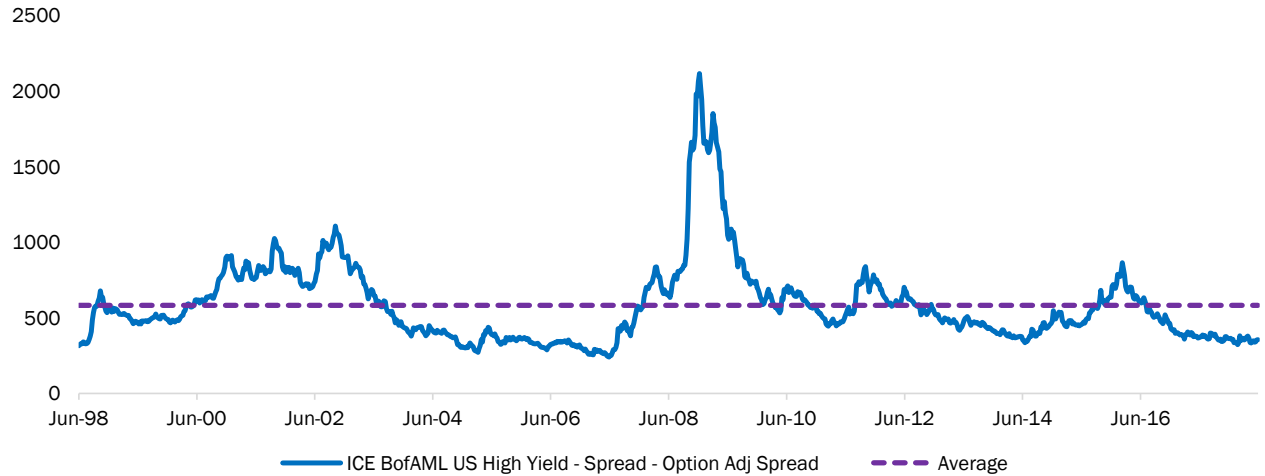
Source: FRED

# Credit Markets

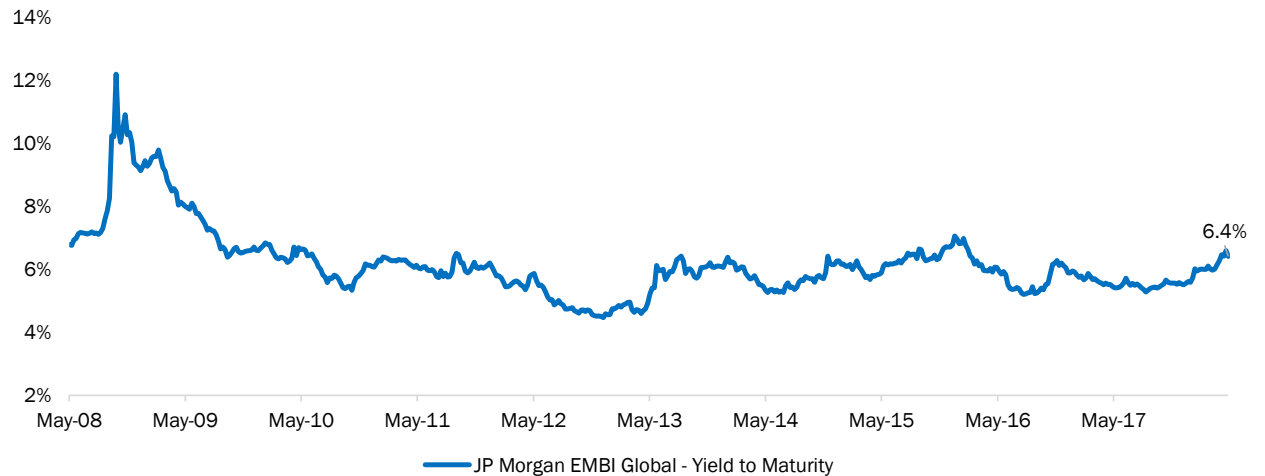
Improving US economic growth should keep default rates low in the high yield credit sector, although spreads against like-maturity Treasuries are now tight by historical standards, providing little cushion to investors if economic conditions deteriorate.

Federal Reserve tightening and higher interest rates are exposing the weaker players in the emerging markets debt category, such as Turkey and Argentina. Beyond country specific issues, usually characterized by above-average budget and current account deficits, the flexibility of the central banks in the stronger economies to cut rates as need to maintain growth should allow the broader asset class to generate solid returns over the remainder of the year.

US High Yield Credit Spreads



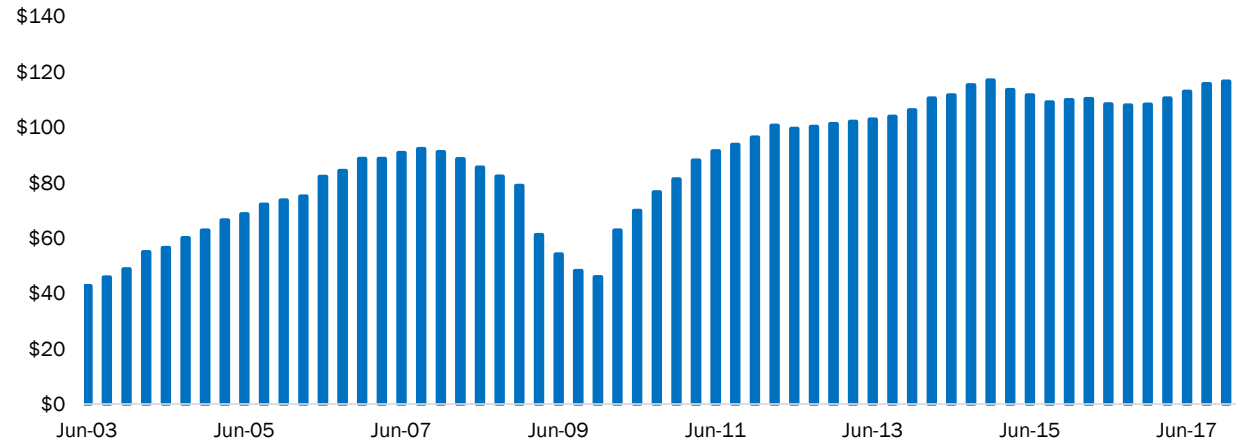
Emerging Market Debt Yield



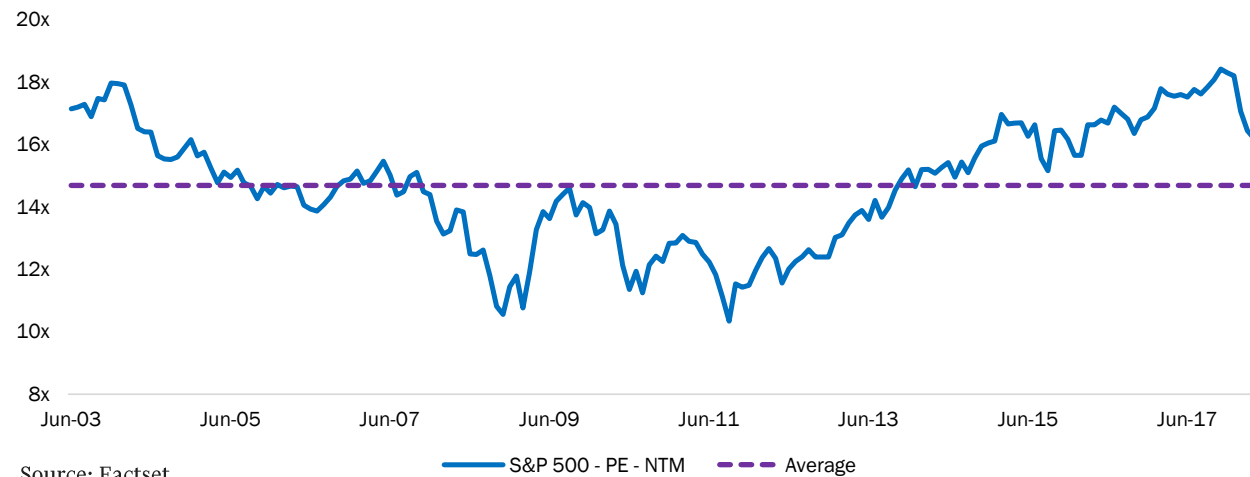
Source: Factset

# U.S. Equities

S&P 500 EPS LTM



S&P 500 PE Ratio



Source: Factset

The 2017 corporate tax cuts will allow US companies to post roughly 20% earnings growth for the balance of the year. Revenues should also continue to grow strongly as GDP growth improves. Maintenance of top line growth will be important to the continuation of the decade-long bull market in equities.



# International Equities

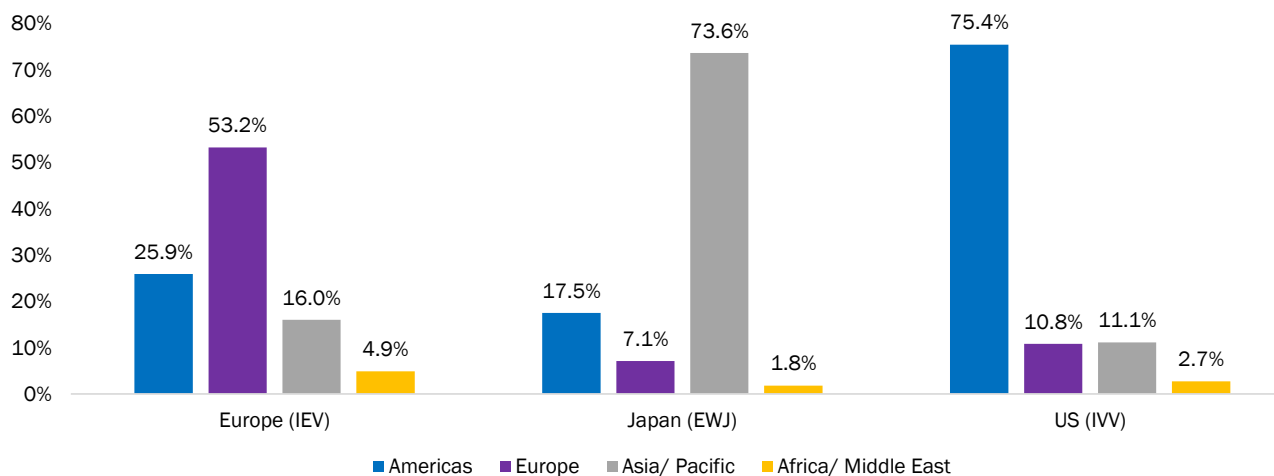
Heightened global trade tensions and lower global demand for commodities, principally from China, are proving to be major headwinds for emerging markets equities. Valuation levels appear very attractive, given the expectation that earnings growth will remain comfortably positive over the coming quarters.

Protectionist trade measures imposed by the US will have a heavy impact on the more export oriented European markets, offsetting some of the valuation advantage in European equities. However, recent weakness in European currencies should boost exports and help earnings growth over the second half of 2018 into 2019.

P/E Ratios NTM



Revenue Exposure by Region

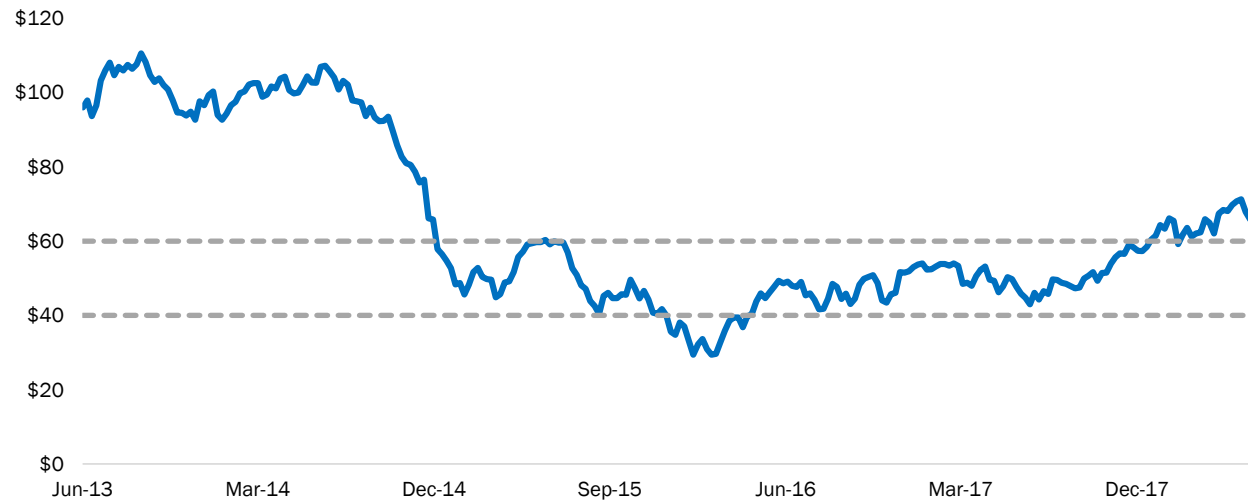


Source: Factset

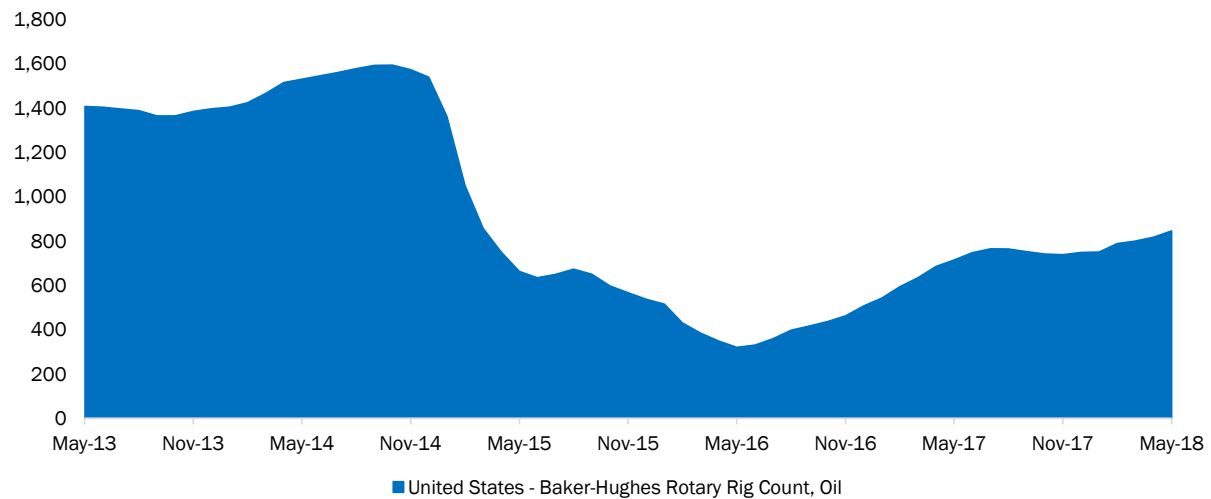
# Oil

US withdrawal from the Iranian nuclear deal and the reimposition of sanctions may ultimately lead to the end of the OPEC + Russia supply agreement, as these countries fight over who is best positioned among them to fill the supply gaps. Additional supply from US shale production should maintain further downward pressure on oil and gas prices.

Crude Oil (NYM \$/bbl) - Price



United States - Baker-Hughes Rotary Rig Count, Oil



Source: Factset

# Gold and Commodities

Barring any looming inflation threat, gold prices are expected to decline from their current levels as the Fed continues to tighten rates and the opportunity cost of holding gold continues to rise.

Tariff wars notwithstanding, industrial metals prices will ultimately be more influenced by lower global demand, due to slower Chinese economic growth and delayed implementation of a US infrastructure program.

NY Gold (NYM \$/ozt) - Price



Bloomberg Copper Subindex - Price



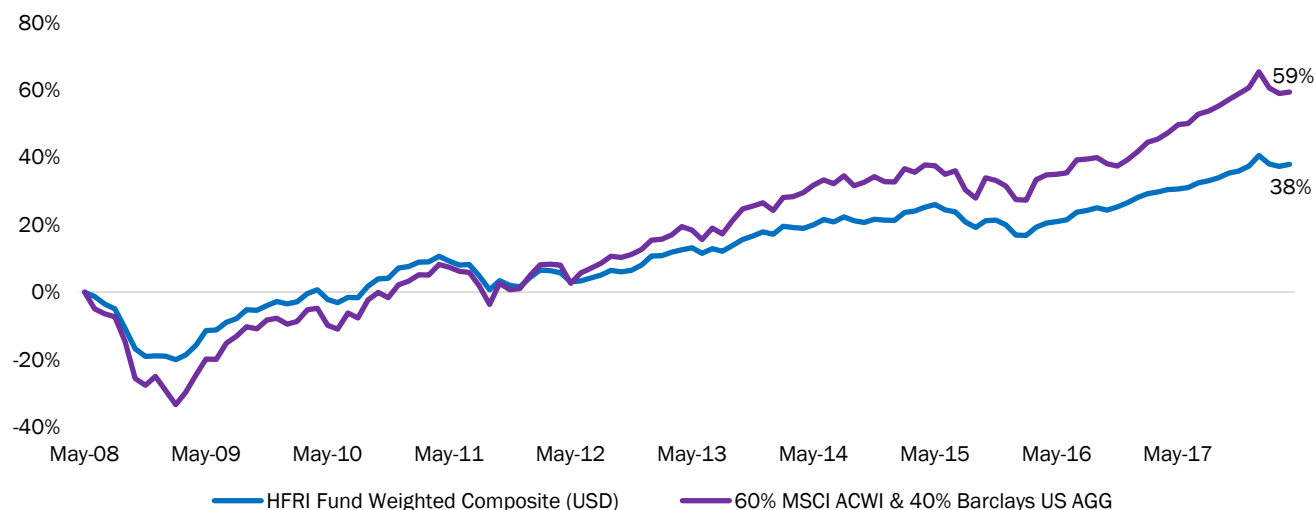
Source: Factset

# Hedge Funds & Private Equity

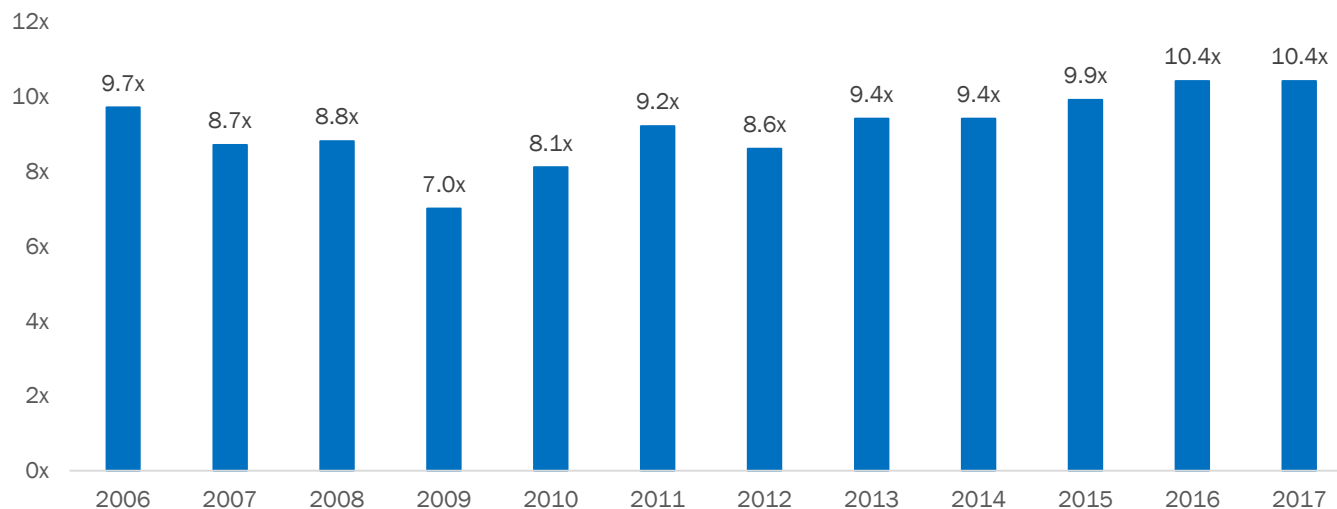
Persistently low market volatility and high market correlations have been a challenge for hedge funds over the last decade. Steps towards policy normalization by global central banks should result in higher volatility and dispersion going forward and benefit managers pursuing more differentiated strategies, while allowing investors to hedge portfolio risks more effectively.

High asset valuations have made it increasingly difficult for private equity managers to acquire companies at reasonable prices. We maintain our focus on seasoned, disciplined managers and continue to seek value in niche markets, or those experiencing disruption from technological or regulatory change.

Cumulative Returns of Hedge Funds and a 60/40 Portfolio



US Middle Market M&A Transaction Multiples



Source: Factset, Pitchbook

## Important Information

Cerity Partners LLC (“Cerity Partners”) is an SEC registered investment adviser with offices in New York, Illinois, Ohio, Michigan and California. This commentary is limited to general information about Cerity Partners’ services and its financial market outlook, which may not be suitable for everyone. The information contained herein should not be construed as personalized investment advice. Past performance is no guarantee of future results. There is no guarantee that the views and opinions expressed in this brochure will come to pass. Investing in the financial markets involves risk, including the risk of loss of the principal amount invested; and may not be appropriate for everyone. The information presented is subject to change without notice and should not be considered as an offer to sell or a solicitation of an offer to buy any security. All information is deemed reliable but is not guaranteed. For information pertaining to the registration status of Cerity Partners, please contact us or refer to the Investment Adviser Public Disclosure web site ([www.adviserinfo.sec.gov](http://www.adviserinfo.sec.gov)). For additional information about Cerity Partners, including fees and services, send for our disclosure statement as set forth on Form ADV Part 2A using the contact information herein. Please read the disclosure statement carefully before you invest or send money.